

# Evaluation of KPP Technology developed by Rosch Innovations



Javier Lozano, Electrical Engineer from Stanford University, California,

has written this report

If you have any questions, please send an email to Mr. Lozano at

[jlozano@aurumenergia.com](mailto:jlozano@aurumenergia.com) with copy to [shiva.vencat@gmail.com](mailto:shiva.vencat@gmail.com)

## Contents

1. Introduction .....	3
2. Description of the KPP Technology.....	3
3. Feasibility of KPP Technology According to Common Accepted Laws.....	7
4. Improvement Enhancers .....	9
4.1. Micro bubbles.....	9
4.2. Generator using Neodymium magnets .....	9
4.3. "Water Jet" at containers .....	10
4.4. Pulsing air at the compressor .....	10
5. Possible Scams Tested .....	10
5.1. Mechanical/Electrical Devices .....	10
5.2. Hidden Wires .....	12
5.3. Electric/Magnetic Fields.....	13
5.4. Hidden Batteries.....	14
6. Electrical measurements .....	15
7. Technology Needed to Make "KPP Technology" Feasible .....	15
8. Conclusions.....	17

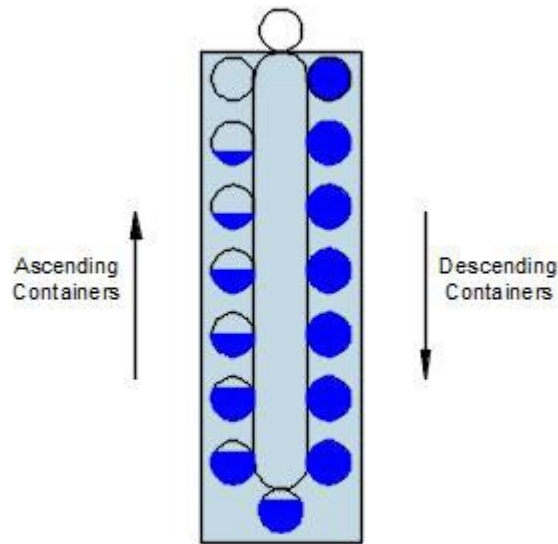
## 1. Introduction

The objective of this Report is to evaluate the feasibility of "KPP Technology", owned by "Rosch Innovations". The Report consists of two parts. In the first part; I will detail the work done at "Rosch" Installations, to try to discover a possible "scam" in this technology. In the second part, I will try to identify what technology "Rosch Innovations" must have; in order to make this electrical generating device work as they claim, and provide some conclusions.

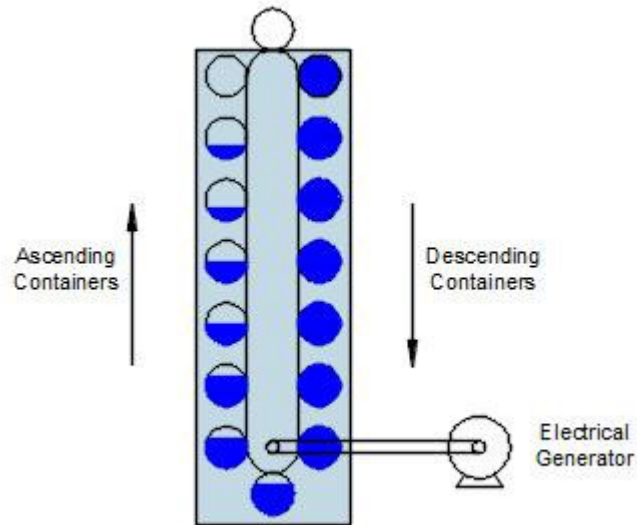
## 2. Description of the KPP Technology

The proposed technology is basically a gravity and buoyancy driven power generator, and works as follows:

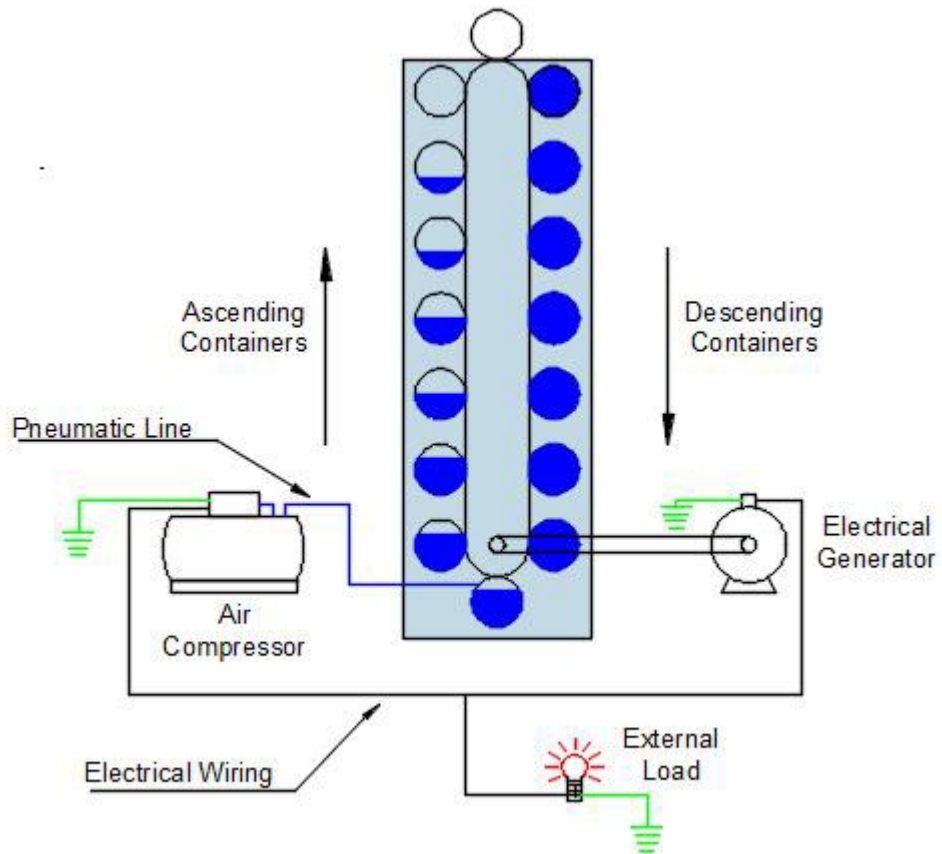
- a) It has a series of containers, attached in a circuit, that revolve in a water tank, as shown in the next drawing.



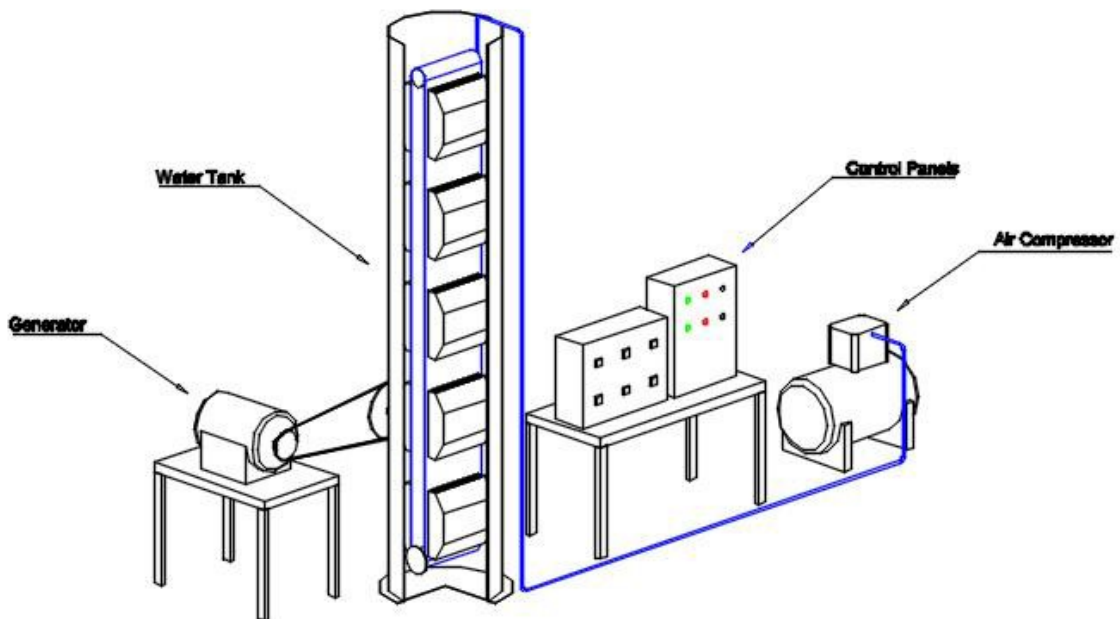
- b) The containers on one side have air and tend to float; the ones on the other side are filled with water and tend to sink, creating a circular motion that is capable of producing power that can be used to generate electricity; as shown as follows.



- c) A special system of hoses and valves, introduces air to the containers at the bottom of the circuit. The air expands as its depth decreases; finally displacing all the water at the top of the tank. When the containers are starting to descend, they fill with water, so that instead of floating, they tend to sink. These combined forces move a generator that must be capable of producing electricity for the air compressor that feeds air into the containers and excess electricity for an "external load", which is the final goal of the "KPP Generator". The following drawing illustrates the concept.



The distribution of the System at "Rosch" Installations is the following:





Electrical Generator



General Distribution



External Load

The KPP generator, operating at "Rosch", had the following power distribution.

Item	Process	Power Produced (KW)	Power Consumed (KW)
1	Generator	11,00	
2	Air Compressor		4,50
3	External Load		
	Electrical Heater 1		1,83
	Electrical Heater 2		1,83
	Electrical Heater 3		1,83
	Lamp 1		0,50
	Lamp 2		0,50
	<b>Total External Load</b>		<b>6,50</b>

### 3. Feasibility of KPP Technology According to Common Accepted Laws

According to known engineering practice and commonly used physical laws; the "KPP Technology" is not feasible. To demonstrate this, a simple simulation was carried out, where it is clearly shown that in the best case, where all the processes are 100% efficient (which according to our laws is also not possible) the generator cannot produce "excess" energy, to power any "external load". The simulation is shown in the following table.

## KPP Technology Simulation

### Assumptions

Volume per Container	0,100 m <sup>3</sup>
Number of Containers	24,000 units
Depth of the System	10,000 meters
Efficiency of the System	100%
Container Velocity	0,300 m/s
Distance between Containers	0,500 meters
Atmospheric Pressure	101,000 KPa

Depth in meters	Pressure (KPa)	Air volume inside Container (m <sup>3</sup> )	Weight of water displaced (N)	Energy produced per 0.5 meters of displacement (KJ)	Energy required to displace water inside the container (KJ)	Final energy produced per 0.5 meters of displacement (KJ)	Final Power produced (KW)
0,00	0	0,100	981	0,48	0,00	0,48	0,29
0,50	5	0,095	934	0,46	0,02	0,43	0,26
1,00	10	0,091	892	0,44	0,04	0,40	0,24
1,50	15	0,087	853	0,42	0,05	0,36	0,22
2,00	20	0,083	818	0,40	0,07	0,33	0,20
2,50	25	0,080	785	0,38	0,08	0,31	0,18
3,00	30	0,077	755	0,37	0,09	0,28	0,17
3,50	35	0,074	727	0,36	0,09	0,26	0,16
4,00	40	0,071	701	0,34	0,10	0,24	0,15
4,50	45	0,069	677	0,33	0,10	0,23	0,14
5,00	51	0,067	654	0,32	0,11	0,21	0,13
5,50	56	0,065	633	0,31	0,11	0,20	0,12
6,00	61	0,063	613	0,30	0,11	0,19	0,11
6,50	66	0,061	595	0,29	0,12	0,18	0,11
7,00	71	0,059	577	0,28	0,12	0,17	0,10
7,50	76	0,057	561	0,28	0,12	0,16	0,09
8,00	81	0,056	545	0,27	0,12	0,15	0,09
8,50	86	0,054	530	0,26	0,12	0,14	0,08
9,00	91	0,053	516	0,25	0,12	0,13	0,08
9,50	96	0,051	503	0,25	0,12	0,13	0,08
10,00	101	0,050	491				

**Theoretical Maximum Power Produced**  
**Power Required by Compressor 100% efficiency**

**3,0 KW**  
**3,0 KW**



The fact that "KPP Technology" is not feasible under our known mechanical laws does not mean it is impossible. Our "laws" are just "models" of reality, and are known not to describe nature in some circumstances. I just want to make clear the point, that in order for "KPP Technology" to be feasible; it must involve "know-how" beyond simple mechanics. This point will be discussed further on Section 7 of this Report.

#### **4. Improvement Enhancers**

"Rosch" claims that they use four technologies that improve the efficiency of the system. The technologies are the following:

- Micro bubbles
- Generator using Neodymium magnets
- "Water jet" at containers
- Pulsing air at the compressor

Of these technologies only the "Micro bubbles" and "air pulsing", have the potential of making "KPP Technology" feasible; the other ones only improve mechanical and electrical efficiency. These possibilities will be discussed in Section 7 of the Report.

##### **4.1. Micro bubbles**

Micro bubbles are a very well known phenomenon, where small bubbles, sometimes invisible to the naked eye, reduce the density and therefore the buoyancy of the water. They are used in medicine for diagnostics, and in some coastal Regions, are known to reduce the buoyancy of ships (in this case, they are produced by gas previously trapped in the earth's crust).

"Rosch" claims to use micro bubbles to reduce the buoyancy of the falling containers, therefore improving efficiency. In order for this technology to be performance enhancing, the bubbles need to be produced in a novel way. Since the simple introduction of bubbles by common ways, like injection of compressed air, in the best case, requires the same energy as the benefit it produces.

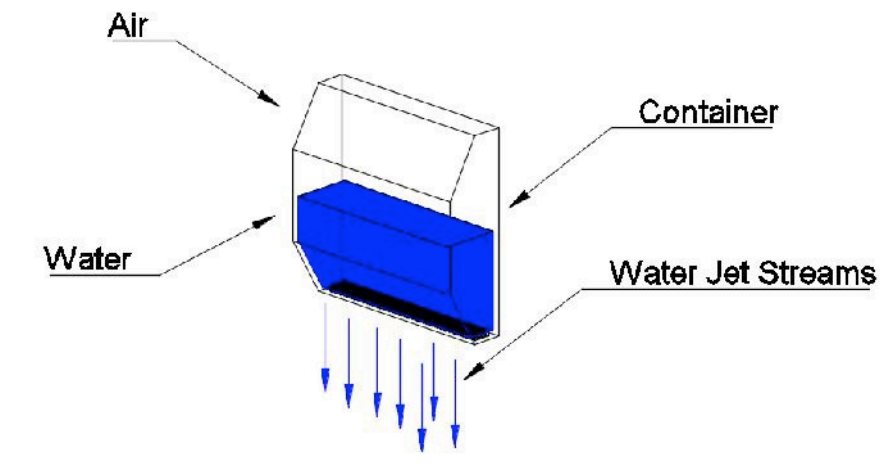
No microbubbles were observed or any way to produce them, but this does not necessarily mean they were not present, since they do not need to be visible to the naked eye, and the way to produce them can be part of "Rosch" IP.

##### **4.2. Generator using Neodymium magnets**

"Rosch" claims that their generators are special and use Neodymium permanent magnets. The use of these powerful magnets is well known in Industry. The exact way of applying them is part of "Rosch" IP; and they claim, this only brings the efficiency of the generator close to 100%.

#### 4.3. “Water Jet” at containers

With this enhancement, the exiting water from the container, as it rises in the water tank, helps to propel the container upward. The water has to leave the container, since the air inside the container tends to expand as it rises, displacing water in the process. The following drawing illustrates the concept.



#### 4.4. Pulsing air at the compressor

“Rosch” claims that the air from the compressor is not injected continuously to the containers, but “pulsed” or only when most efficient. This technology can be taken as a performance enhancer that takes the efficiency of the system closer to 100%. But there is a possibility that as part of “Rosch” IP, they use this pulsing to reduce the buoyancy of the downward containers.

### 5. Possible Scams Tested

The possible use of “scams” in this technology are divided into four groups

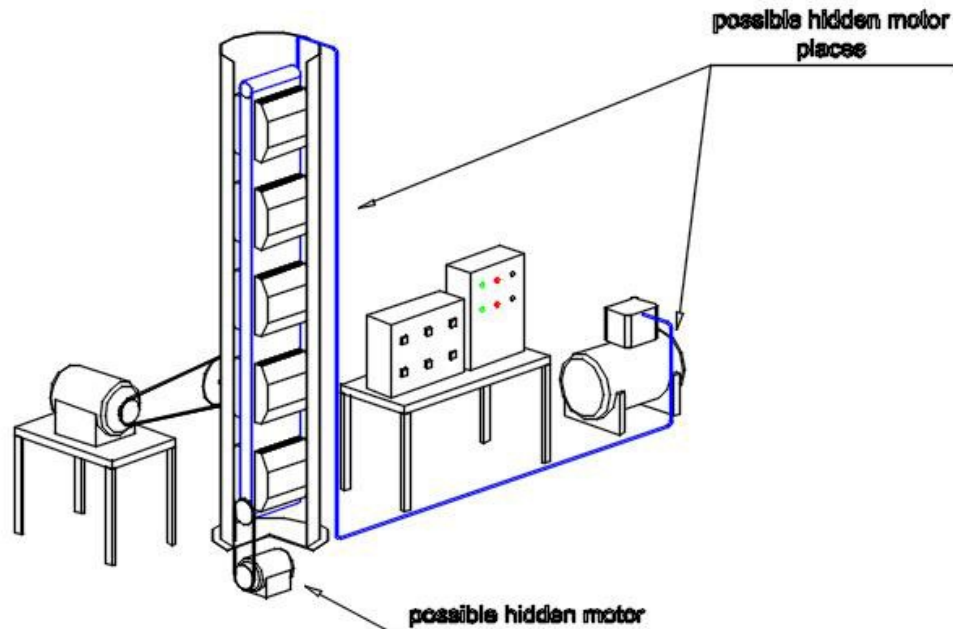
- Mechanical/Electrical Devices
- Hidden Wires
- Electric/Magnetic Fields
- Hidden Batteries

#### 5.1. Mechanical/Electrical Devices

This category includes possible hidden motors that give the “surplus” energy observed in the system. The possibility of stored mechanical energy in the form of springs or compressed gas was discarded, because no reduction of power produced by the generator was observed even after hours of operation. The only


Possible place where electrical motors could be hidden, were inside or under the water tank and inside the air compressor tank. The air compressor tank could in theory, hide a gas internal combustion engine, that could produce "surplus" compressed air.

The possible locations of the hidden motors are shown in the following drawing.



The ways to detect these possible scams are the following

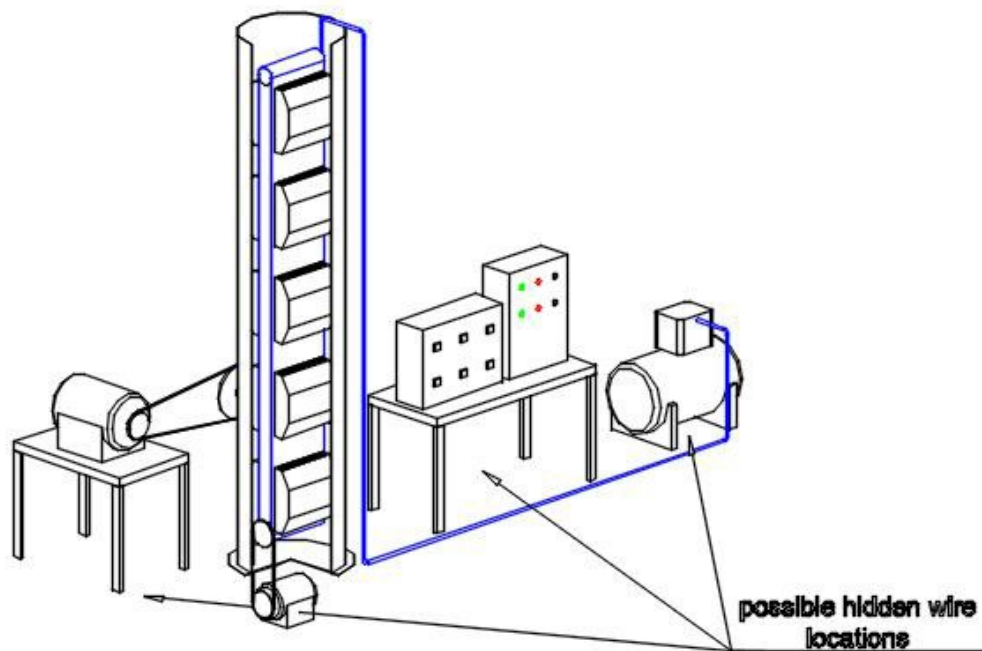
- For the case of the motors that could be hidden in the water tank; we asked "Rosch" to empty the tank, and I proceeded to make a visual inspection. The visual inspection did not show any hidden motor.
- For the tank in the air compressor; even if this is a highly unlikely and even dangerous alternative; I did a thermal scan to detect any possible hidden motor that would increase the temperature of the tank. The result is shown in the following picture, and as can be appreciated, no irregular increase in temperature was detected.



Thermal scan of air compressor.


## 5.2. Hidden Wires

There is a possibility that "Rosch" could be using hidden wires to give "surplus" energy to the generator, air compressor, the external load, or a combination of these. The following were selected as possible places where hidden wires could be placed.



All of the possible hidden wires locations were inspected visually and none were detected. In the case of the air compressor, it was even lifted with a forklift, to verify that no wires were present. The control panels stand over a Plexiglas table

And no wires were seen or detected. In the case of the generator a visual inspection was carried out and no wires were detected. To be extra sure no wire or current was hidden in the table, a thermal scan was used. If a current was present, a slight increase in temperature should have been detected. As the following picture shows, none was detected.



### **5.3. Electric/Magnetic Fields**

In theory there is a possibility that with a very sophisticated technology, some type of magnetic field could be used to induce current in the generator; or to move with a very strong magnetic field, some permanent magnets hidden in the containers. This possibility was analyzed using two methods.

- Moving a current sensor in the area; and observing in a current monitor if some current was induced. In the presence of some strong magnetic field, some current should have been detected. The result was, that none was detected.
- The second more rigorous test involved monitoring the small mobile KPP Generator used by "Rosch" in a location of our choice, where the presence of some hidden field was highly unlikely. The location shown was the parking lot of "Rosch" Installations. The portable KPP generator worked continuously for a n hour powering two 100 W light bulbs; for that reason I conclude there is no hidden field being used to power the "KPP Technology". The test done with the portable "KPP Technology" is shown in the following picture.



#### **5.4. Hidden Batteries**

A final test on the portable "KPP Generator" was done to search for hidden batteries that could power the two 100 W light bulbs and give the energy, not given by the air compressor, needed to move the containers. In a visual inspection, none was detected; in case a battery was present, the electrical current going to the light bulbs should have decayed in the hour-long test. The observed amperage during the test remained constant at 0.42 amperes during the duration of the test (one hour), discarding the possibility of a hidden battery. The following picture shows the measurement done at the field in the portable "KPP Generator".



## 6. Electrical measurements

Electrical measurements were carried out with a power-monitoring device. The points measured were the outlet of the generator and the output of the air compressor. The following results were obtained.

Item	Process	Power Produced (KW)	Power Consumed (KW)
1	Generator	11,00	
2	Air Compressor		4,50

The measurement confirms "Rosch" claim that the generator produces excess power or more than the required by the air compressor.

## 7. Technology Needed to Make "KPP Technology" Feasible

It is beyond my knowledge and the scope of this Report, to explain how the "KPP Technology" works. As mentioned before, under commonly used engineering laws, this technology should not work. In their papers, "Rosch" argues that they use "chronal potential" as the physical principle behind its technology.

In my opinion "Rosch" Engineers could have found a way to reduce the buoyancy of the containers full of water that are "falling" in the water tank. This reduction in buoyancy needs to involve some non-traditional technology that is part of "Rosch" IP. The following exercise assumes a reduction in buoyancy in the descending containers; this reduction should be achieved without energy consumption. With this assumption the numbers obtained in our measurement can be obtained.

## KPP Technology Analysis

### Assumptions

Volume per Container	0,100 m <sup>3</sup>
Number of Containers	24,000
units	
Depth of the System	10,000 meters
Efficiency of the System	100%
Container Velocity	0,300 m/s
Distance between Containers	0,500 meters
Degree of Buoyancy falling containers	80,00%
Atmospheric Pressure	101,000 KPa

Depth in meters	Pressure (KPa)	Air volume inside Container (m <sup>3</sup> )	Weight of water displaced (N)	Energy produced per 0.5 meters of displacement (KJ)	Energy required to displace water inside the container (KJ)	Energy produced falling containers (KJ)	Final energy produced per 0.5 meters of displacement (KJ)	Final Power produced (KW)
0,00	0	0,100	981	0,48	0,00	0,78	1,26	0,76
0,50	5	0,095	934	0,46	0,02	0,78	1,22	0,73
1,00	10	0,091	892	0,44	0,04	0,78	1,18	0,71
1,50	15	0,087	853	0,42	0,05	0,78	1,15	0,69
2,00	20	0,083	818	0,40	0,07	0,78	1,12	0,67
2,50	25	0,080	785	0,38	0,08	0,78	1,09	0,66
3,00	30	0,077	755	0,37	0,09	0,78	1,07	0,64
3,50	35	0,074	727	0,36	0,09	0,78	1,05	0,63
4,00	40	0,071	701	0,34	0,10	0,78	1,03	0,62
4,50	45	0,069	677	0,33	0,10	0,78	1,01	0,61
5,00	51	0,067	654	0,32	0,11	0,78	1,00	0,60
5,50	56	0,065	633	0,31	0,11	0,78	0,98	0,59
6,00	61	0,063	613	0,30	0,11	0,78	0,97	0,58
6,50	66	0,061	595	0,29	0,12	0,78	0,96	0,58
7,00	71	0,059	577	0,28	0,12	0,78	0,95	0,57
7,50	76	0,057	561	0,28	0,12	0,78	0,94	0,56
8,00	81	0,056	545	0,27	0,12	0,78	0,93	0,56
8,50	86	0,054	530	0,26	0,12	0,78	0,92	0,55
9,00	91	0,053	516	0,25	0,12	0,78	0,92	0,55
9,50	96	0,051	503	0,25	0,12	0,78	0,91	0,55



10,00	101	0,050	491					
-------	-----	-------	-----	--	--	--	--	--

<b>Theoretical Maximum Power Produced</b>	<b>12,4 KW</b>
<b>Power Required by Compressor 100% efficiency</b>	<b>3,0 KW</b>

**Numbers more in accordance of what is observed at KPP**


<b>Power produced 80% efficiency of buoyancy mechanism/generator</b>	<b>11,2 KW</b>
--	----------------

<b>Power Required Compressor 70% efficiency (High Efficiency due to low pressure)</b>	<b>4,3 KW</b>
<b>Available Power</b>	<b>6,8 KW</b>

This buoyancy reduction can be obtained by the production of micro bubbles. The possible production of these micro bubbles can be achieved by some not detected electrical device or by the air pulsing mentioned previously. This buoyancy reduction is part of "Rosch" IP and unknown to me.

**8. Conclusions**

- a) "KPP Technology" is not feasible under commonly used engineering laws and practice.
- b) A "scam" was not found in "KPP Technology", even after an exhaustive search.
- c) "KPP Technology" is only possible by the use of some proprietary, highly advanced technology; which in my opinion involves a reduction in buoyancy of the descending containers in the water tank.



Javier Lozano  
Mechanical Engineer